

Applying Online to Ontario's Universities

101 Online Application for Ontario High School Students

www.ouac.on.ca/ouac-101



Ontario Universities'
Application Centre

[APPLICATIONS](#)

[DEADLINES](#)

[FEES](#)

[FAQS](#)

[EXTERNAL RESOURCES](#)

[NEWS](#)

[SEARCH](#)



APPLY TO AN ONTARIO UNIVERSITY



UNDERGRAD (101)
Current Ontario high school students




UNDERGRAD (105)
Canadian residents or international applicants not currently attending an Ontario high school



LAW
Ontario Law School Application Service (OLSAS)



REHAB SCIENCES
Ontario Rehabilitation Science Programs Application Service (ORPAS)



TEACHING
Teacher Education Application Service (TEAS)



MEDICINE
Ontario Medical School Application Service (OMSAS)

Access program and application information at

www.ouac.on.ca

Step 1: Get Your OUAC Access Codes

OUAC Ontario Universities' Application Centre
Centre d'admission des universités de l'Ontario
170 Research Lane
Guelph ON N1G 2W1
519-823-1063 | www.ouac.on.ca

Application Access Code Letter
Lettre de code d'accès de la demande

Fortini, Anna

854530

Your Access Code
Vos codes d'accès
School Number/ Numéro de l'école
854530
Student Number/ Numéro d'étudiant(e)
0000787878
Temporary PIN/ NIP temporaire
dHBV

Your access codes are confidential and should not be shared with anyone. The OUAC cannot provide you with your access code over the telephone or by email.
Vos codes d'accès sont confidentiels; ne les divulguer à personne. Le Centre ne peut fournir les codes d'accès ni par téléphone, ni par courriel.

Follow These Important Steps
Suivez ces étapes importantes

Before Applying:
Avant de faire demande :

- ☐ Visit www.ouac.on.ca/101-vs-105/ to verify that you meet the requirements for using the 101 application.
- ☐ Visit eINFO to research your university selections: www.electronicinfo.ca.

When Applying:
Au moment de faire demande :

- ☐ Create an OUAC profile and log in to your online application at: www.ouac.on.ca/ouac-101/.
- ☐ Enter your access code information.
- ☐ **Application deadline: January 17, 2018**
Do not wait until the last day to apply! Apply well before the application deadline.
- ☐ Record your OUAC Reference Number here when your application is complete.

After Applying:
Après avoir fait demande :

Log back in to your online application to:

- ☐ Review your application details and make any necessary changes.
- ☐ Verify your grade information after you receive your high school report card. **Note:** If any details in the "Current High School Information and Grades" section of your application are incorrect, contact your guidance counsellor immediately.

Respond to Offers of Admission:
Répondez aux offres d'admission :

Log back in to your online application to:

- ☐ Review and respond to offers of admission. Response deadline date: **June 1, 2018**

Note: Contact your guidance counsellor if you lose your OUAC Reference Number.

To obtain information in an alternative format, visit:
www.ouac.on.ca/accessibility

Pour obtenir de l'information dans un autre format, veuillez visiter:
<https://www.ouac.on.ca/fr/accessibility>

OUAC is
mailing
Access Codes
to students

Temporary PIN
School Number
Student Number

Step 2: Research Your University Options

Academic Program and Admission Criteria

Admission averages

Prerequisite courses

Supplemental applications/interviews/portfolios

Location (attend virtual open houses/tours)

Cost

Tuition fees

Residence and meal plans

Travel costs

Other fees (books, activity fees, course resources)

Campus Lifestyle/Amenities

Athletics, intramurals, clubs, facilities, residence options

Step 2: Research Your University Options

To complete your application, you will need:

- University/Program choices
- OUAC program codes
- Rankings
- Credit card/debit information

Step 3: Mark Your Calendar

- **January 13, 2022:** Deadline to submit your completed application to the OUAC.
- **May 27, 2022:** Latest date you can expect a response to your application for admission (offer, refusal, deferral)
- **June 1, 2022:** The earliest date you may be required to respond to an Ontario university offer of admission and give a financial commitment (e.g., registration deposit, residence deposit, etc.).

Step 4: Apply! **101 Application**

The screenshot shows the OUAC 101 application website. At the top, there is a navigation bar with links: APPLICATIONS, DEADLINES, FEES, FAQs, EXTERNAL RESOURCES, NEWS, and a SEARCH icon. Below this, a dark blue header contains the text "APPLY TO AN UNDERGRADUATE PROGRAM For applicants currently attending an Ontario high school" and "OUAC 101".

The main content area has a breadcrumb trail: "Home » Current Ontario High School Students (101)". On the right, there is a "NEWS & REMINDERS" section with a link to "Read These Top 10 Questions Now!".

The "101 Criteria" section asks "Is this the right application for me?" and lists several bullet points: "You are taking courses during the current semester and graduated successfully", "You have not, at some point, been suspended from a post-secondary institution", "You will have received or expect to receive your Ontario high school diploma or equivalent", "You have not attended a post-secondary institution", "You are applying to the first university", and "You are under 21 years of age".

A large light blue overlay box in the center contains the text: "Access the online application directly at: **www.ouac.on.ca/ouac-101**".

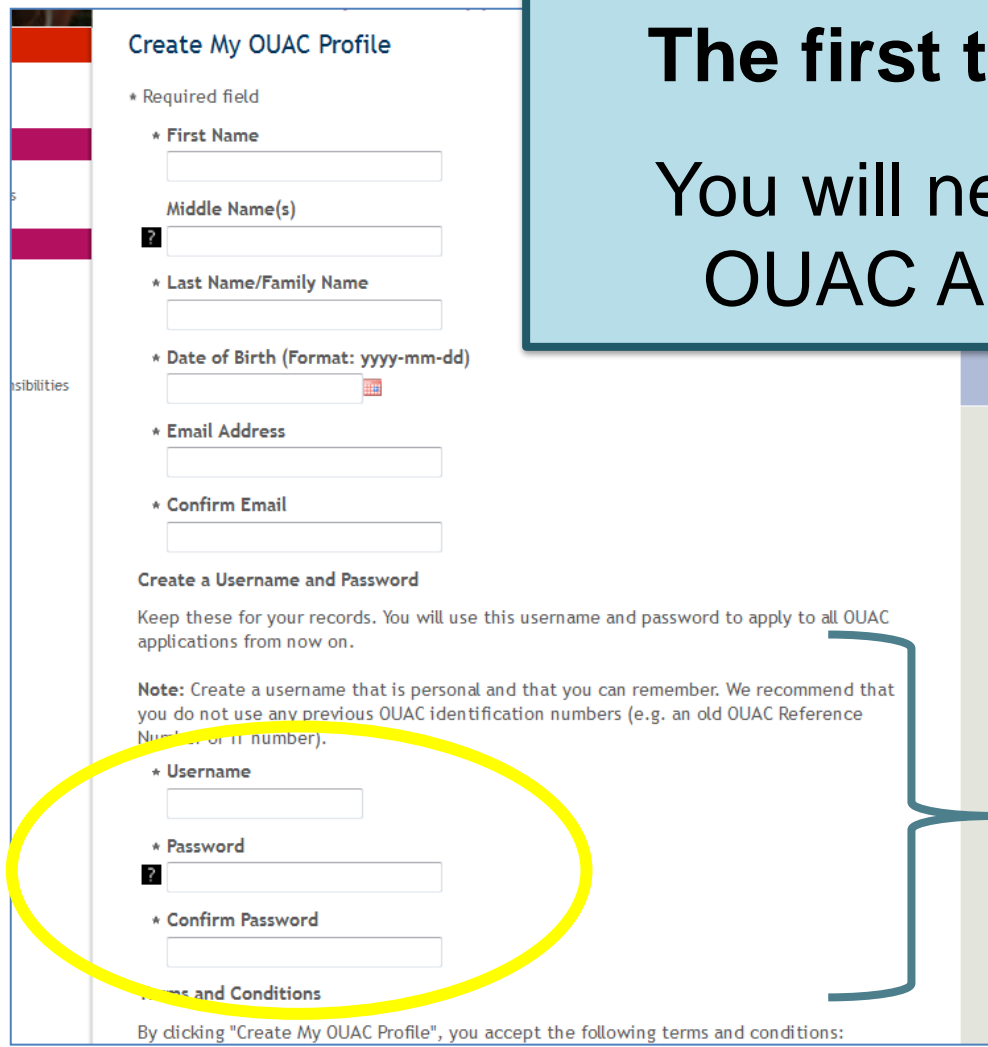
At the bottom left, the "101 Online Application" section includes a link "Read: More information on about how to apply." and two buttons: "APPLY NOW" and "BROWSE PROGRAMS". The "APPLY NOW" button is circled in yellow. Below these buttons is a link: "Log in or create your OUAC profile for fall 2018 entry."

On the bottom right, there is a sidebar with links: "eINFO Website", "University Information Program", and "Links to Ontario Universities". Below this is a banner for "eINFO" with the text "Start your university research with eINFO Your source for up-to-date university info - all in one place".

Your OUAC Profile

The first time you log in:
You will need to create an
OUAC Account/Profile.

Create
Your
Username
and
Password



Create My OUAC Profile

* Required field

* First Name

Middle Name(s)

* Last Name/Family Name

* Date of Birth (Format: yyyy-mm-dd)

* Email Address

* Confirm Email

Create a Username and Password

Keep these for your records. You will use this username and password to apply to all OUAC applications from now on.

Note: Create a username that is personal and that you can remember. We recommend that you do not use any previous OUAC identification numbers (e.g. an old OUAC Reference Number or ID number).

* Username

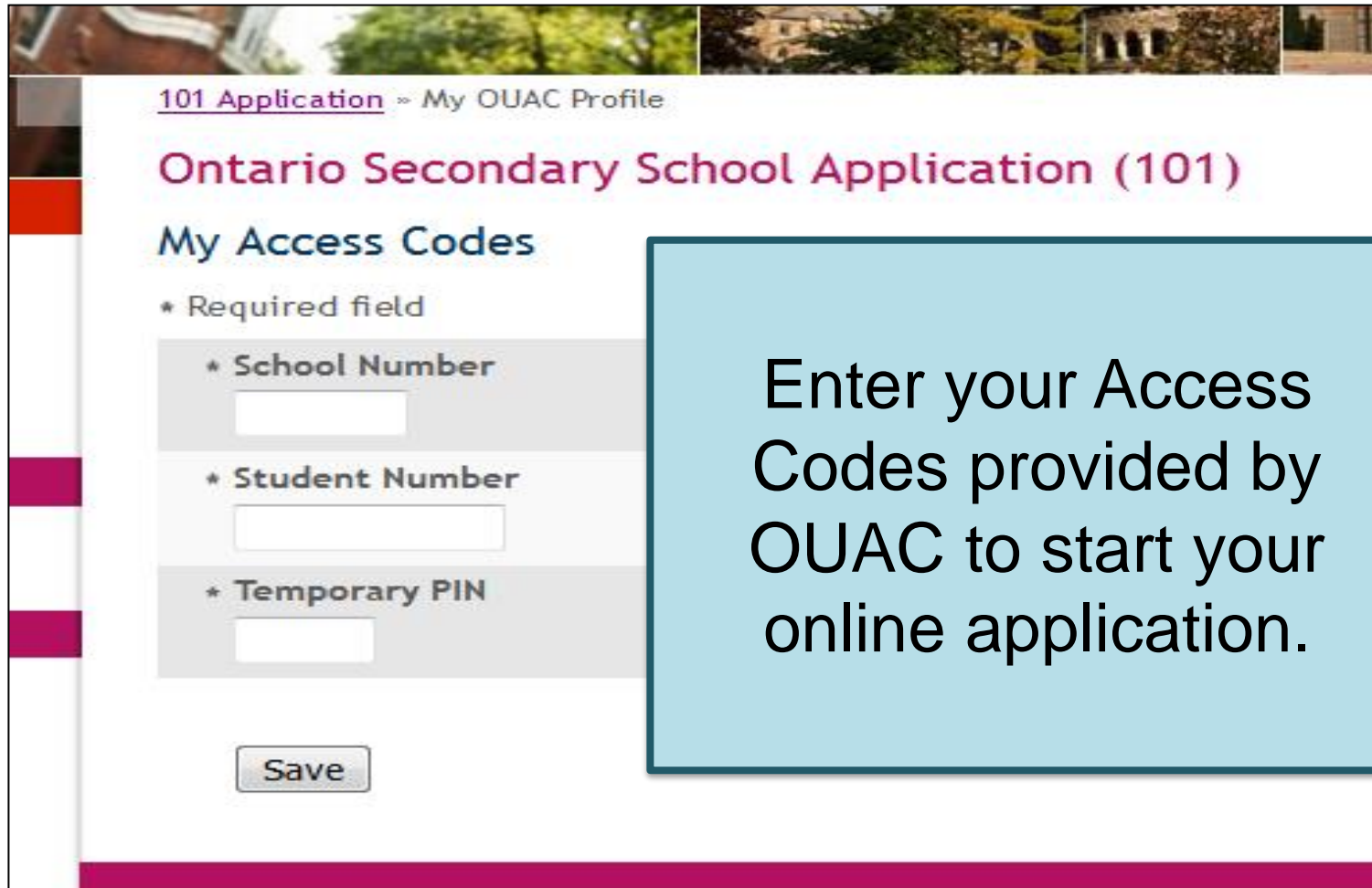
* Password

* Confirm Password

Terms and Conditions

By clicking "Create My OUAC Profile", you accept the following terms and conditions:

Welcome and Access Codes



The screenshot shows the 'My Access Codes' section of the Ontario Secondary School Application (101) website. At the top, there is a navigation bar with a home icon and a link to '101 Application > My OUAC Profile'. Below this, the title 'Ontario Secondary School Application (101)' is displayed in a large, bold, maroon font. Underneath the title, the section 'My Access Codes' is highlighted in a light blue box. A note indicates that the following fields are required. There are three input fields: 'School Number', 'Student Number', and 'Temporary PIN', each preceded by an asterisk. A 'Save' button is located at the bottom of the form. To the right of the form, a large light blue box contains the instruction: 'Enter your Access Codes provided by OUAC to start your online application.'

[101 Application](#) > My OUAC Profile

Ontario Secondary School Application (101)

My Access Codes

* Required field

- * School Number
- * Student Number
- * Temporary PIN

Enter your Access Codes provided by OUAC to start your online application.

Add Personal and Contact Info

101 Application - Personal Information

Ontario Secondary School Application (101)

Personal Information

[Help](#)

• Required field

Your Name and Other Personal Information

Title
Choose ▾

• First Name (Legal Given Name)
Mary

Middle Name(s)

• Last Name/Family Name
Chapman

Preferred/Commonly Used Name

Former Last Name/Family Name

Gender
Choose ▾

• Date of Birth (Format: yyyy-mm-dd)
1998-01-01

• Status in Canada (at time of applying)
☒ Canadian Citizen
☐ Permanent Resident
☐ Study Permit
☐ Diplomatic
☐ Convention Refugee (Protected Person)
☐ Visitor
☐ No Status

• Country of Citizenship
Choose ▾

If not born in Canada, date of entry into Canada (format: yyyy-mm)

101 Application - Contact Information

Ontario Secondary School Application (101)

Contact Information

Home address, mailing address and 1 phone number are required.

My Email
myemail@email.com [Change](#)

[Add](#)

My Addresses
Address Type Actions
No information available.

[Add](#)

My Telephone Numbers
Telephone Type Actions
No information available.

Proceed to [Academic Background](#) if you are satisfied with this information

Select Your Programs

[101 Application](#) » [Browse Programs](#) » Select Programs

Ontario Secondary School Application (101)

Select Programs

You may browse through program information using one of the starting points listed below:

Program Category

[By University](#)

[By Geographic Area](#)

These are the search options.

Fast Track

If you have done your research and know exactly which program codes you would like to add, enter the codes here:

* Program Code

GBK

Enter an OUAC program code to use the **Fast Track** option.

Search

Once You've Selected a Program

101 Application » Browse Programs » Program Details

Ontario Secondary School Application (101)

Program Details - Accounting

Complete the details requested in the following form.

- Bachelor of Commerce (BComm)
- Program is also available by co-operative education.

SPECIFIC PROGRAM ADMISSION REQUIREMENTS (OSS):

- ENG4U, MHF4U, one additional 4U Math, three additional 4U or 4M courses. Students deficient in math will not be considered for BComm specializations.

[Admission Requirements](#)

- [Visit](#)
- [Visit University of Guelph-Humber](#)

* Required field

Program Details
Institution
University of Guelph
Program Code
GBK
Program Title

View the Admission Requirements for the program

Depending on the program, you might be asked to select an area of specific interest or co-op option

Rank Your Choices

Program Choices

[Add Program](#)

Choice Number	Program Code	Program Title	Actions
01 ▼	GBK	University of Guelph Accounting	Change Delete
02 ▼			

Order Your Choices

To rank your program selections in order of preference, use the choice numbers or manually change the number.

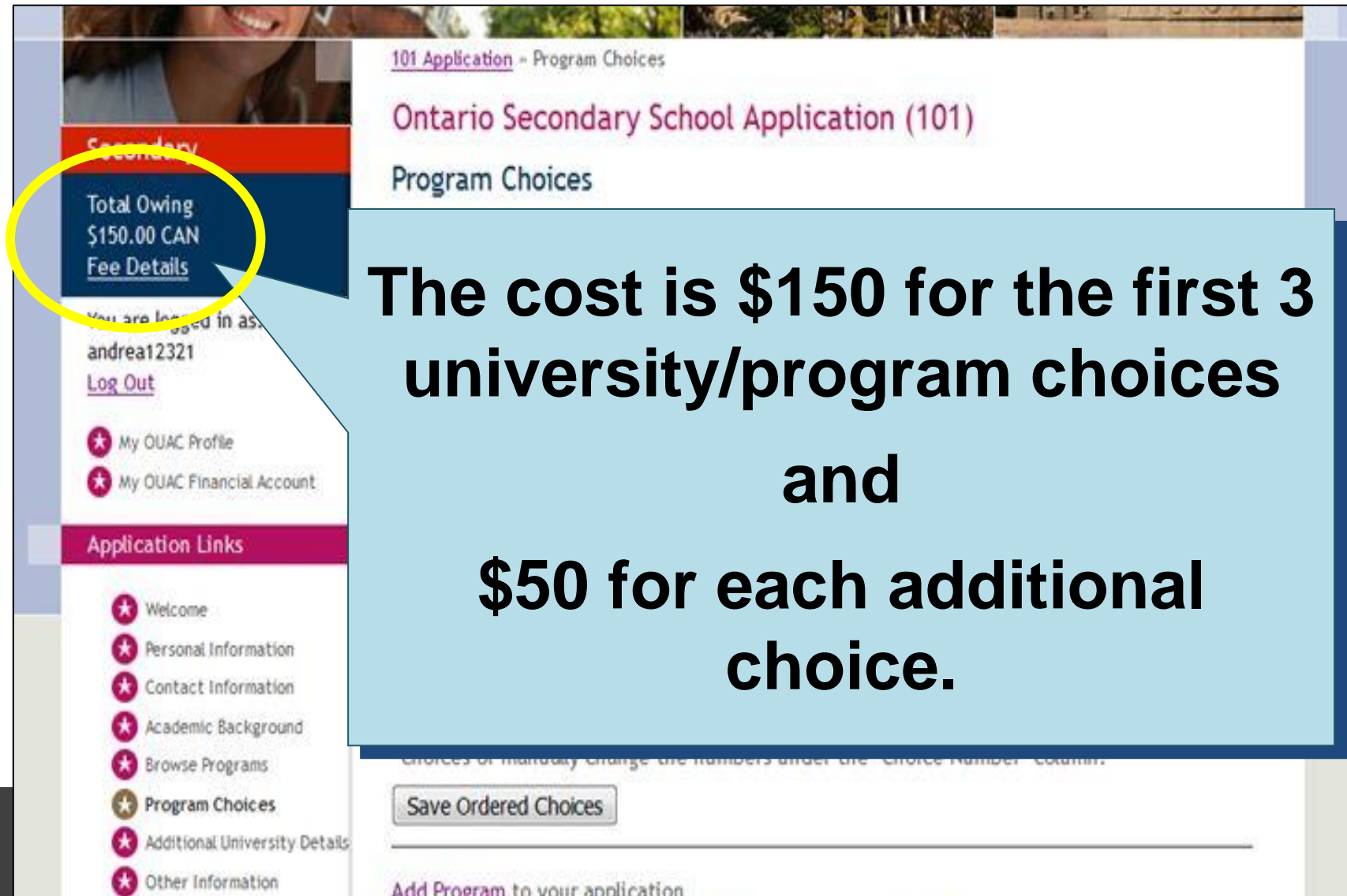
[Save Ordered Choices](#)

[Add Program](#) to your application
Proceed to [Additional University Details](#)

You are limited to 3 program choices at any 1 university.

Rankings do not affect scholarship or admission consideration **unless** a university's literature specifically states that it does.

Fees



[101 Application - Program Choices](#)

Ontario Secondary School Application (101)

Program Choices

Total Owing \$150.00 CAN
[Fee Details](#)

You are logged in as [andrea12321](#)
[Log Out](#)

- ★ My OUAC Profile
- ★ My OUAC Financial Account

Application Links

- ★ Welcome
- ★ Personal Information
- ★ Contact Information
- ★ Academic Background
- ★ Browse Programs
- ★ **Program Choices**
- ★ Additional University Details
- ★ Other Information

Choices or manually change the numbers under the "Choice Number" column.

[Save Ordered Choices](#)

[Add Program](#) to your application

The cost is \$150 for the first 3 university/program choices and \$50 for each additional choice.

Other Academic Information

This section must be completed.

Other Academic Information

[▶ Help](#)

★ Required field

Other Information

My total number of years in Ontario high schools (including current school year)

My total number of years in a Canadian school system

My total number of years in an English-language school system

In which country?

My International Baccalaureate (IB) program (if applicable)

I intend to write (or have already written) the TOEFL test of English as a second language (TOEFL) for language proficiency test (TOEFL)

AP exams are administered by The College Board

☐ Yes
☐ No

4 or 5 (not 4.5)

12 or 13

Current High School Info/Grades

Please monitor and report errors to your guidance counsellor.

Ontario Secondary School Application (101)

Current High School Information and Grades

Your high school has provided us with your applicable academic data throughout the year.

- Review your academic information carefully and inform your guidance counsellor if changes are required.
- Only your Grade 11-12 courses are reported to the OUAC (your Grade 9-10 courses will not be listed).

Note: If there is no information listed on this page application and contact your guidance counsellor.

My High School Information

School Number
999999

School Name
OUAC Grades

Diploma Status
Unknown

This screen is
“read-only”.

Universities will have access to:

- **Grade 11 marks**
- **Grade 12 marks already earned**
- **Marks at the end of each quad-mester**

Submitting Your Application

Review and Submit

Please review your information:

- Correct any errors or warnings by returning to the appropriate section of your application.
- Once satisfied that your information is accurate, read the "Applicant's Declaration".
- Click "I Verify and Agree" to proceed to payment.

Once you have successfully submitted your application, you will receive an OUAC Reference Number.

Warnings

- **5251:** Make sure you entered your name correctly. Do not use all capital letters.

This information was provided in Personal Information:

Your Name and Other Personal Information

Title

I Verify and Agree

Click here to proceed to the payment screen.

Paying for Your Application

Payment Options

☒ Credit Card (VISA, MasterCard or American Express)

Prepaid credit cards and VISA debit
Important: Do not click the "Back" button
payment.

▼ More

- **Important:** Do not click "Back" payment.
- The OUAC accepts MasterCard ([What is a CVD?](#))
- The OUAC cannot process credit card payments over the telephone. Prepaid credit cards and VISA debit cards are not accepted.
- If your credit card is declined or invalid, the application will not be processed.
- When you click "Continue", you will be directed to a secure third party website for processing. When your credit card transaction is complete, you will be directed back to your application. You will then be emailed copy of your credit card transaction.

The OUAC cannot process your application without the application fee!

Payment Options:

1. VISA/MasterCard/American Express
2. Online Banking (must be received within 2 weeks)

YOU ARE DONE!

Secondary	Complete
You are logged in as: Maryundergrad Log Out OUAC Reference Number: 20XX-027421	Thank you. It will take 1 business day before your online changes/responses to offers of admission will be finalized. Please log in after that time to review your file. Important: Do not click "Back" in your browser after you submit your credit card payment.
Help Links	OUAC Reference Number: 2018-1234567

Print the screen displaying your
OUAC Reference Number
You will also receive an email.

NEW: Integrated OUAC-OSAP Application

It is recommended to
apply for OSAP
directly from your
OUAC application

Need Assistance? Go to...
ouac.on.ca
FAQ section
and
101 Application Guide

Contact OUAC:

Telephone: 519-823-1063

Website: www.ouac.on.ca/ouac-101