

ST. THOMAS AQUINAS CATHOLIC S.S.



*Grade 9 to 10:
Making a Successful Transition*





AQUINAS SCHOOL
MOTTO:

FAITH
HOPE
LOVE



AQUINAS SPIRIT
COLOURS:

RED
WHITE
BLACK

LIFE F.A.R. BEYOND ACADEMICS!

- At St. Thomas Aquinas, our school community is committed to fostering a genuine sense of belonging in our students. **All** Aquinas students are most important to our Aquinas family. We offer a variety of opportunities where students may become involved (i.e. sports, clubs, after school student groups and events, etc.).
- We pride ourselves on being a school which "gives back" and helps to support our larger school community through outreach initiatives and constructive action.
- An education from St. Thomas Aquinas is not merely "one-dimensional". Our school community is not singularly focused on developing mere academic potential. We believe that the grade on a report card does not reflect the full and true potential of a person.
- An education from St. Thomas Aquinas aims to develop the "three-dimensional" potential of a student: Faith Formation, Academic Excellence, and Responsible Citizenship (F.A.R.).

This Presentation will Address the Following Academic Information:

- Checking Gr. 9 Progress and Planning Ahead
- Requirements of an Ontario Secondary School Diploma (OSSD)
- Ministry and Catholic Graduate Expectations for Courses
- Grade 10 Compulsory and Elective Course Offerings
- Pathway Descriptions
- Post-Secondary Planning
- myBlueprint: Mapping Your High School Journey
- Considerations for Regional Arts and Extended French Programs

Checking Gr. 9 Progress and Planning Ahead

- By the end of your grade 9 year, if all has progressed as planned, you should have successfully earned 8 credits. If you have less than 8 credits earned to date, consult with your Guidance Counselor, who will help you to get back on track.
- Grade 10 is the year that you will have more choice, with respect to elective credits, as most students will need 6 compulsory courses (of 8 total course selections) for this school year (i.e. Religion, English, Math, Science, History, Civics/Careers).
- Continue to work toward earning 40 hours of community service. Ideally, you should complete 20 hours by the end of grade 10. Some students may have already completed this requirement.
- Provincial Literacy Test (OSSLT): This year represents the first attempt at successful completion of the Ontario Secondary School Literacy Test (OSSLT). If you do not earn a score of 70% or higher on the grade 10 test, you may rewrite it in your grade 11 year, or take the OLC course to satisfy this graduation requirement.
- Grade 10 students MUST take 8 courses. *****NO SPARES*****

To Earn an Ontario Secondary School Diploma the Following Requirements Must be Met:

- 40 Volunteer Hours
- Literacy Proficiency (OSSLT)
- 30 Course Credits

Graduation Requirements

30 credits (18 compulsory & 12 optional)

- 4 English
 - 3 Math
 - 2 Science
 - 1 Geography
 - 1 History
 - 1 French
 - 1 Physical Education
 - 1 Arts (Drama, Music or Visual Art)
 - .5 Career Studies & .5 Civics
- + 40 hours of
**Community
Service**
- + Grade 10 EQAO
Literacy Test
- **1 Additional Compulsory Course from each group:**
 - English / Language / Soc Science / World Studies / Co-op / Guid
 - Phys Ed / Arts / Business / Co-op / French
 - Senior Science / Technology / Co-op / French



COURSE EXPECTATIONS

MINISTRY OF EDUCATION

For every course studied at our school, there are Ontario Ministry of Education requirements that must be met, with respect to the content addressed in the course, and the skill level expectations that must be mastered by a student. Course expectations may be found at the Ontario Ministry of Education's website:
www.edu.gov.on.ca

CATHOLIC GRADUATE

For every course studied at our school, there are also Catholic Graduate Expectations that must be met, with respect to the content addressed in the course. A Catholic education represents one that encourages reflective and creative thinking, effective collaboration and communication skills, and self-directed, responsible, life-long learning. A Catholic graduate is a discerning believer, a caring family member, and a responsible citizen.

GR. 10 DIPLOMA REQUIREMENTS

For descriptions of each course, kindly visit myBlueprint.ca

GRADE 10 COMPULSORY COURSES

- Religion
- English
- Math
- Science
- History
- Civics & Careers

GRADE 10 ELECTIVE CHOICES

- Arts (Dance, Drama, Photography, Visual, Vocal, or Instrumental music)
- Business
- Physical Education
- Technology (Auto Mechanics, Construction, Cosmetology, Woodworking/Manufacturing, Graphics Design, Hospitality, Media Arts)

PATHWAY CONSIDERATIONS

The Evolution of Choosing a Course Type:

Old-School Thinking:

- Courses used to be arranged according to "levels".
- Students chose a particular "level" to lead to a post-secondary **program**.
- The post-secondary **program** was the end goal of choosing "levels".

New-School Thinking:

- Courses are now arranged according to "pathway".
- Students choose a particular "pathway" to lead to a post-secondary **career**.
- The post-secondary **career** is the end goal of choosing a "pathway".

WHY THE CHANGE?

Old-School Thinking:

- Students were forced to commit to a post-secondary destination, when they were just beginning high school.
- "Levels" were rigid; it was a challenge for students to change "levels" once they committed to pursuing a particular post-secondary program, in grade 9.
- Students were focused on "more education", and not necessarily career goals.

New-School Thinking:

- Students can now take some time to explore areas of interest, and make a thoughtful decision about a realistic career destination.
- Pathways are flexible. Students can choose to diversify the pathway of *each* of their courses according to potential career options.
- Changing pathways is possible each semester.
- Students may focus on **career goals**, and not be limited by post-secondary program admission requirements.

PATHWAY DESCRIPTORS:

Academic Pathway (D):

Courses offered in this pathway are theoretical, abstract and somewhat philosophical.

Students who choose this pathway may be considering a career which requires a University diploma.

Applied Pathway (P):

Courses offered in this pathway are practical, concrete, with some theoretical elements.

Students who choose this pathway may be considering a career which requires a College diploma or College certification.

Locally Developed Pathway (L):

Courses offered in this pathway are practical, concrete and directly apply to everyday life experience.

Students who choose this pathway may be considering a career which does not require post-secondary qualifications, or a career which might require a College diploma.

Open Pathway (O):

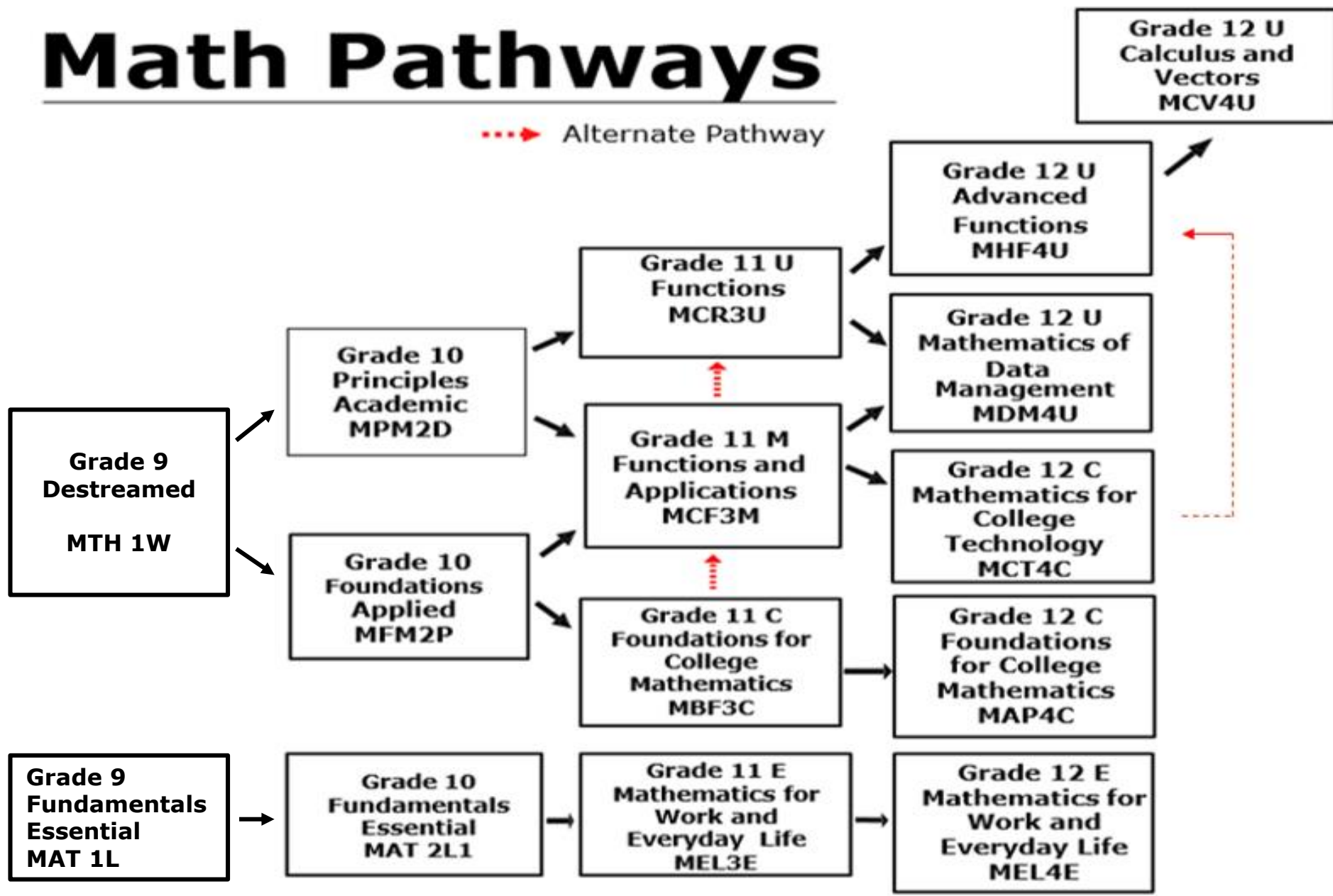
Courses offered in this pathway contain a combination of theoretical and practical elements.

These courses are designed to offer students experiential learning, faith-formation, and academic support opportunities.

OTHER CONSIDERATIONS

Math Pathways

....> Alternate Pathway



POST-SECONDARY PLANNING

Post Secondary Preparation

- RESEARCH, RESEARCH, RESEARCH
- www.ontariocolleges.ca
- www.ontariouniversitiesinfo.ca
- www.myblueprint.ca/dpcdsb
- www.apprenticesearch.ca



MYBLUEPRINT

The Course Selection Process

Review the courses offered for next school year and select your choices on **myBlueprint.ca/dpcdsb** by the date announced through the Guidance department.

Access to myBlueprint on your student dashboard.

You MUST use CHROME!



Log In

Sign Up

English ▼



Welcome Back

School Account Log In

QR Code Login

If you are new to the DPCDSB... myBlueprint.ca/dpcdsb

You will need your:

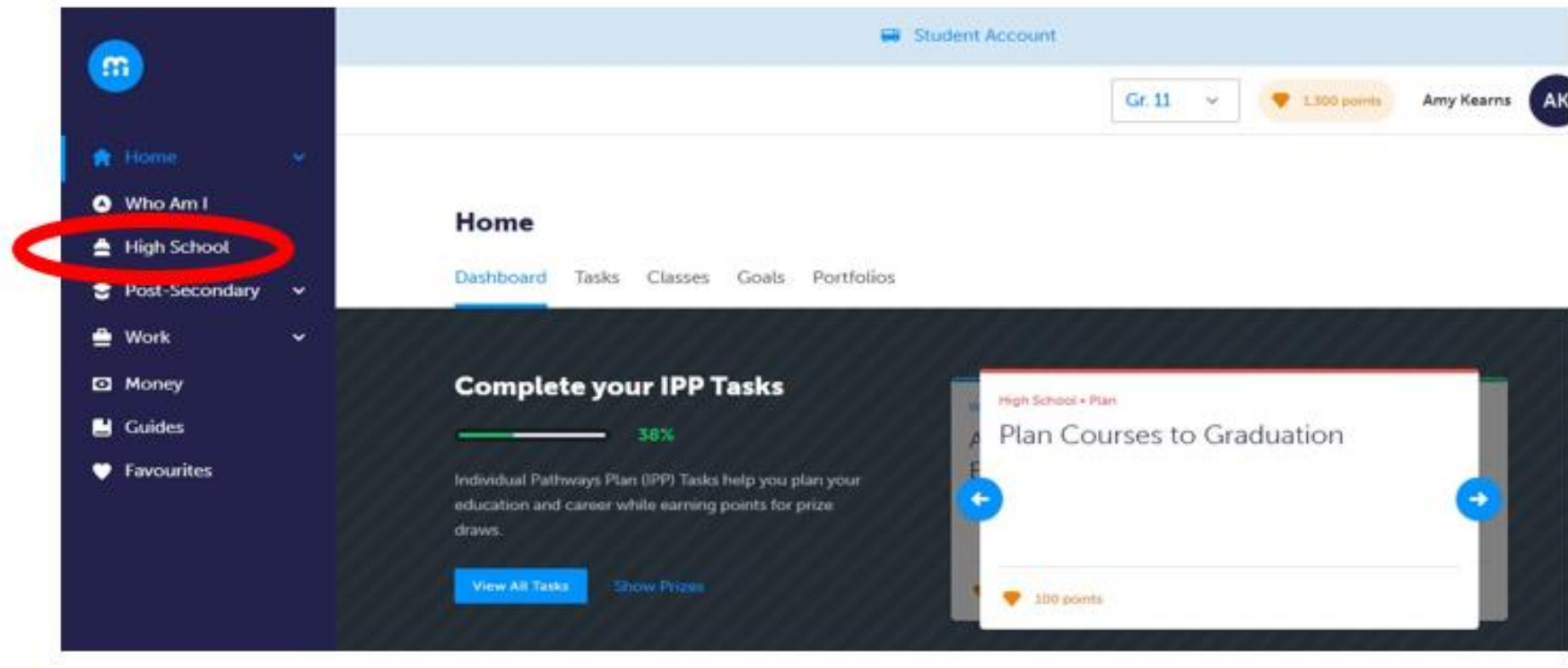
- **Date of Birth**
- **Ontario Education Number (OEN).**

Find your OEN on:

- Your student card
- Your report cards
- Your timetable
- Or see your Guidance Counsellor

Note: In order to select and submit courses, you **MUST** use your OEN the first time you login to myBlueprint.

Plan Your Courses Using myBlueprint's High School Planner



Course Selection Process

Choose
courses using
the
suggested
subjects

The screenshot shows a course selection interface for Grade 9. At the top, there are tabs for Grade 9, Grade 10, Grade 11, Grade 12, and Additional, with a 'View Plans' button on the right. Below the tabs, a red dot and text indicate 'Course Selection is Not Submitted', with a 'Not Returning?' link and an information icon. A progress bar shows three steps: Step 1 (Add Courses), Step 2 (Review Courses), and Step 3 (Submit Courses). A 'Review Submission' button is located at the end of the progress bar. The main area displays a grid of course options. The first column is highlighted with a blue border. A purple cloud with the text 'Choose courses using the suggested subjects' has three arrows pointing to the 'English' course in the first column, the 'French As a Second La...' course, and the 'Health and Physical Ed...' course.

English	English	English	English
ENG100 • 1 Credit	English	English	English
Mathematics	Mathematics	Mathematics	Mathematics
Science	Science	Course	Course
French As a Second La...	History	Course	Course
Geography	Civics	Course	Course
Health and Physical Ed...	Careers	Course	Course
Arts	Course	Course	Course
Course	Course	Course	Course

Select the Grade and Subject

English

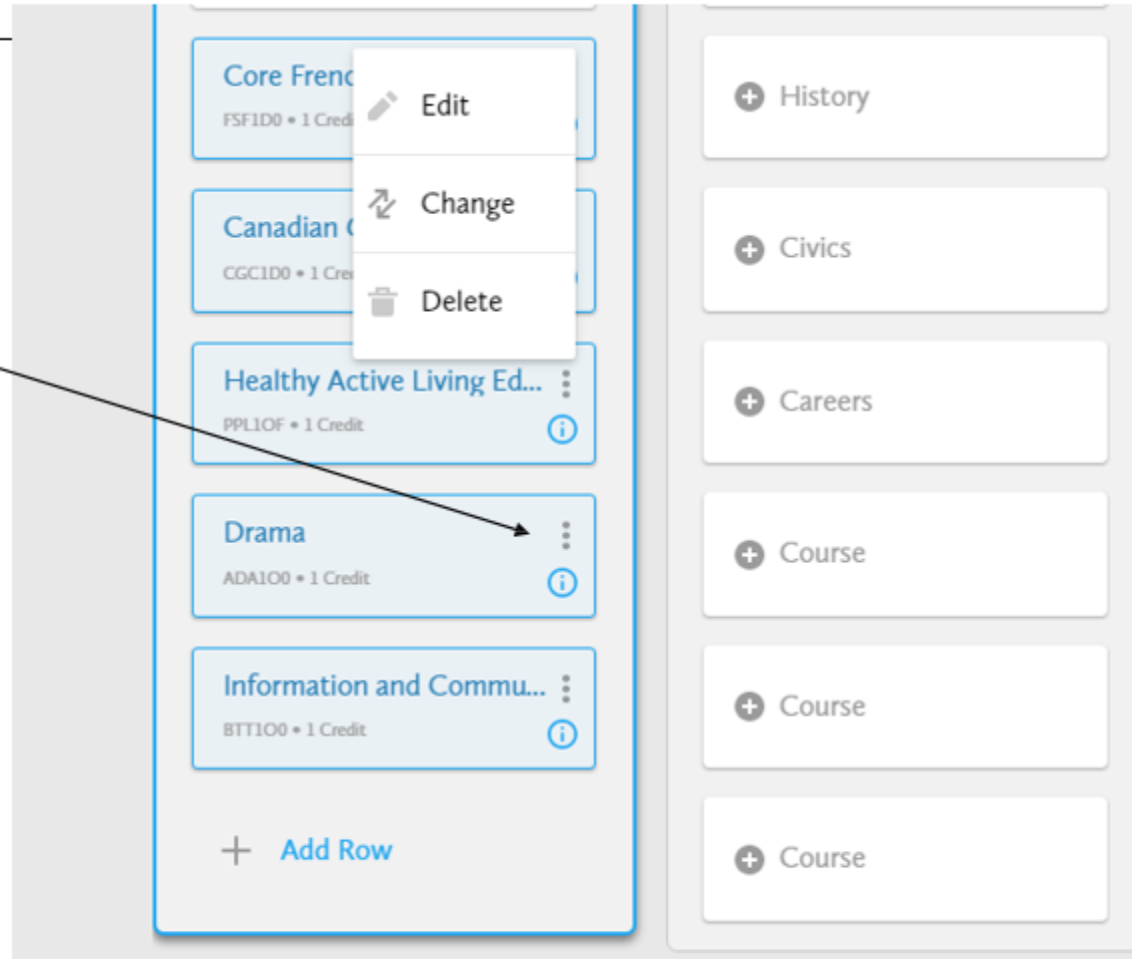
English	Grade 9 • ENG1D0 • Academic	✓ Added
English	Grade 9 • ENG1L0 • Locally Developed	
English	Grade 9 • ENG1P0 • Applied	
English	Grade 10 • ENG2D0 • Academic	
English	Grade 10 • ENG2L0 • Locally Developed	
English	Grade 10 • ENG2P0 • Applied	
English	Grade 11 • ENG3C0 • College	
English	Grade 11 • ENG3E0 • Workplace	
English	Grade 11 • ENG3U0 • University	
English	Grade 12 • ENG4C0 • College	
English	Grade 12 • ENG4E0 • Workplace	
English	Grade 12 • ENG4U0 • University	
The Writer's Craft	Grade 12 • EWC4U0 • University	
Ontario Secondary School Literacy Course		

Sort the
courses by
subject

Modifying Choices

Changing or
Deleting
selections,
select the three
grey dots

Pop up box will
appear with
choices



Review Course Selection (Step 2)

Course Selection is **Not Submitted**

NOT RETURNING



Step 1
Add Courses



Step 2
Review Courses



Step 3
Submit Courses

Submit Course Selections

Review Course Selections

ENG1D0 English	No Issues
MFM1P0 Mathematics Foundations	No Issues
SNC1D0 Science	No Issues
FSF1D0 Core French	No Issues
CGC1D0 Canadian Geography	No Issues
PPL1OF Healthy Active Living Education	No Issues
ADA1O0 Drama	No Issues
BTT1O0 Information and Communication Tech. in Business	No Issues

Review details
and issues

Review Course Selection Contd. (Step 2)

- Issues that are identified can still be updated **BEFORE** you submit!
- You can add comments to the plan, such as Summer School plans.

Missing Prerequisite Notification

Missing prerequisites have a red indicator and are highlighted in Pink

Course Selection is **Not Submitted** [Not Returning?](#)

1 Step 1 Add Courses **2** Step 2 Review Courses **3** Step 3 Submit Courses [Review Submission](#)

English ENG1D0 • 1 Credit	+ English	English ENG4U0 • 1 Credit
+ Mathematics	+ Mathematics	+ Mathematics

Please review your course prerequisites.

See your Guidance Counsellor to develop a plan (i.e. summer school, night school, etc.)

Submit Course Selection (Step 3)

Official High School Plan ● Graduation Indicator

Grade 9 Grade 10 Grade 11 Grade 12 Additional [View Plans](#) Earned 0

● Course Selection is now **Submitted** Oct 06, 2016 [Print Sign-Off Sheet](#)

English
ENGL100 • 1 Credit ⓘ

Mathematics-Foundations
MFM110 • 1 Credit ⓘ

Science
SNC110 • 1 Credit ⓘ

Core French
FSF100 • 1 Credit ⓘ

Canadian Geography
CGC100 • 1 Credit ⓘ

Healthy Active Living Ed...
HPL100 • 1 Credit ⓘ

Drama
ADA100 • 1 Credit ⓘ

Information and Commu...
ITT100 • 1 Credit ⓘ

English

Mathematics

Science

History

Civics

Careers

Course

Course

English

Mathematics

Course

Submission Details

! Email your parent/guardian so that they may confirm your selections

1 Step 1
Add Courses

Success
Your course selections have been submitted.

Note: Speak to your Counselor for more information.

[Back to High School](#)

[Send Approval Email](#)

Parent/Guardian Approval

Please add a parent or guardian email below for us to share your course selection. Your parent/guardian will be asked to approve your course selections.

Parent/Guardian Email

[Send Approval Email](#)

**Last Step: Submit and
send for parent email
approval**

Plan, plan, plan and *then* SUBMIT!

- Students are responsible for visiting **myBlueprint** and choosing their courses by the school due date.
- Courses will only run with sufficient enrollment.
- Please choose an alternate in case one of your courses is cancelled.
- Parents must approve course selection via their email for selections to be final.

OTHER PROGRAM REQUIREMENTS

Students in the following programs areas:

- **Regional Arts (RAP)**
- **Extended French**

**should note the particular program requirements
listed on the following three slides,
when selecting courses.**

Regional Arts Program Required Courses

Arts Area	Grade 9	Grade 10	Grade11	Grade12
D A N C E	DANCE ATC 10D	BALLET ATB 20D	DANCE ATC 3MD	MODERN DANCE ATM 4MD
		JAZZ DANCE ATJ 20D	MUSIC THEATRE AMT 3M1	COMPOSITION ATD 4MD
D R A M A	DRAMATIC ARTS ADA 10T	DRAMATIC ARTS ADA 20T	DRAMATIC ARTS ADA 3MT	DRAMATIC ARTS ADA 4MT
		INTEGRATED ART ALC 20T	MUSIC THEATRE AMT 3M1	DIRECTOR'S CRAFT ADF 4MT
			MEDIA ARTS ASM 3M1 (Optional)	
M U S I C	INSTRUMENTAL MUSIC AMI 10M	INSTRUMENTAL MUSIC AMI 20M	INSTRUMENTAL MUSIC AMI 3MM	INSTRUMENTAL MUSIC AMI 4MM
		STAGE BAND AMH 20M	STAGE BAND AMH 3MM	SMALL ENSEMBLE AME 4MM
			KEYBOARDS AMK 3M1 (Optional)	
V I S U A L	VISUAL ARTS AVI 10W	VISUAL ARTS AVI 20W	VISUAL ARTS AVI 3MW	VISUAL ARTS AVI 4MW
		DRAWING/ PAINTING AWM 20W	SCULPTURE/ PRINT MAKING AWP 3MW	GRAPHICS TGG 4MW
			PHOTOGRAPHY AWQ 3M1 (Optional)	
V O C A L	VOCAL MUSIC AMV 10V	VOCAL MUSIC AMV 20V	VOCAL MUSIC AMV 3MV	VOCAL MUSIC AMV 4MV
		INTEGTATED ARTS ALC 20V	KEYBOARDS AMK 3M1	VOCAL JAZZ AMJ 4MV
			MUSIC THEATRE AMT 3M1 (Optional)	

Extended French Program Requirements

Students must ensure that they select

**FEF 2D1 &
CHC 2DF**

during their grade 10 year
to satisfy extended French program requirements.

Questions?

- Speak to your **Teachers**
- Speak to your **Parents/Guardians**
- Reach out to your **Counsellor** through Google Classroom 😊
- Conduct your **own** research

REMEMBER!

Access **myBlueprint** through
your student dashboard!

